

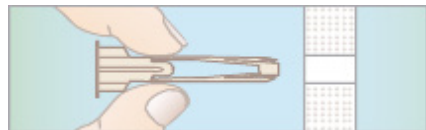
PLATEPLUGG

Montering

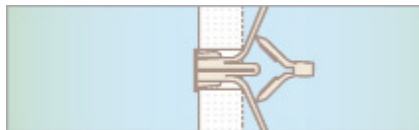
ESSVE
GET IT DONE



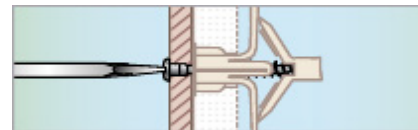
1. Bor hull \varnothing 10 mm.



2. Trykk sammen plate-pluggen.



3. Trykk inn pluggen.



4. Plasser skruen slik at den ligger mot flaten. Skru deretter skruen en ekstra omdreining, men ikke mer.